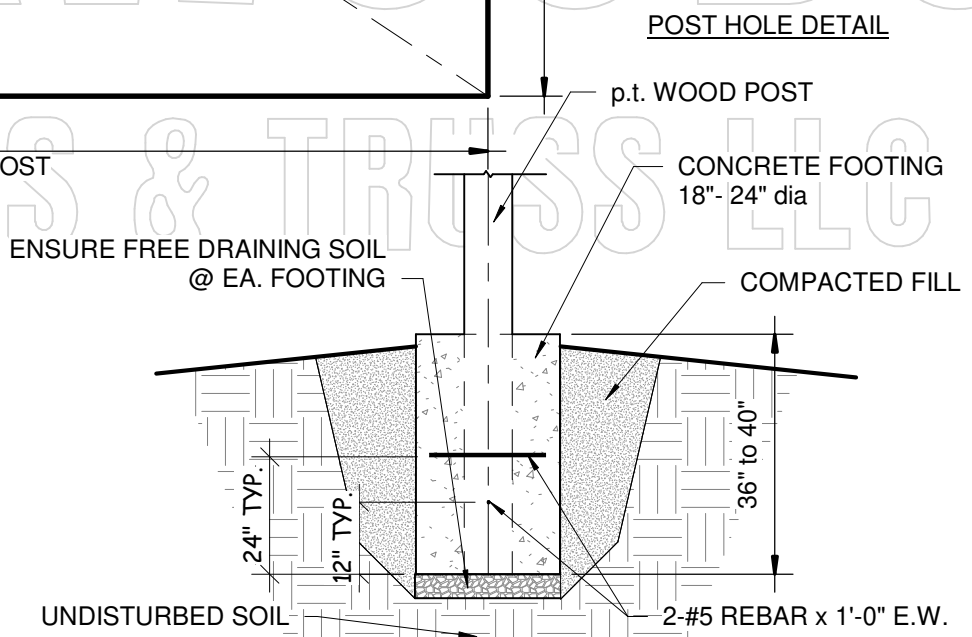


LEAN-TO  
DIY INSTRUCTIONS

TYP. POST DETAILS

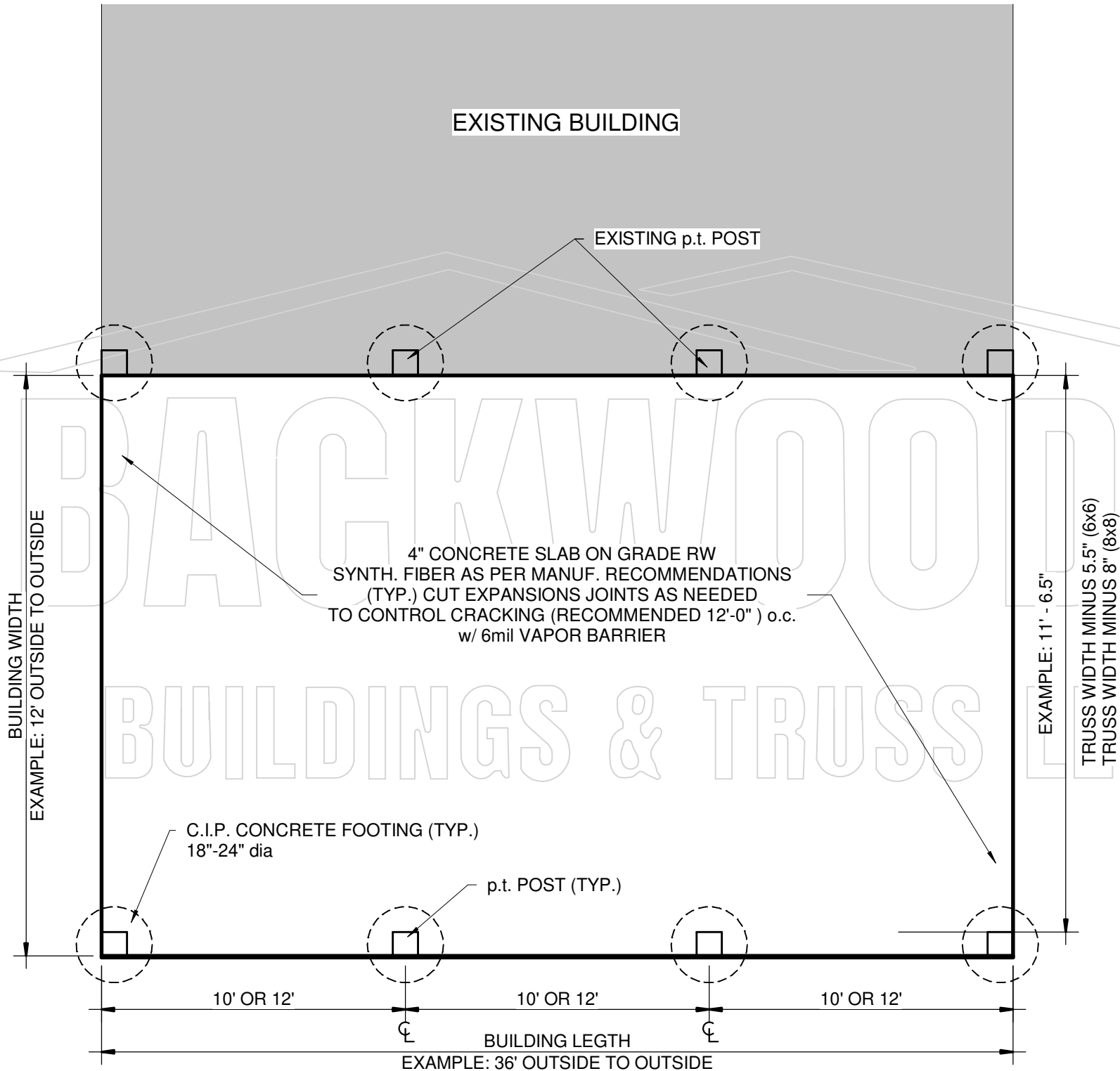
TRUSS SIZE	POST HOLE DIAMETER	POST HOLE DEPTH	CONC. lbs
6'-20'	18" dia	36"- 40"	320lbs
21'-28'	24" dia	36"- 40"	640lbs

**STANDARD MATERIALS INCLUDED**  
 ROOF PANELS & SCREWS  
 2x6 PURLINS  
 1x6 FASCIA BOARD  
 TRUSSES AND HARDWARE  
 POST & REBAR



**DISCLAIMER:**  
 DIY INSTRUCTIONS FOR VISUAL AID ONLY  
 PLEASE CONSULT LOCAL BUILDING  
 DEPARTMENT FOR CODE SPECIFICATIONS

**BACKWOODS BUILDINGS & TRUSS LLC**  
 1240 S. BLVD. CHIPLEY FLORIDA, 32428  
 WEBSITE: [www.backwoodsbuildings.net](http://www.backwoodsbuildings.net)  
 PHONE NO : (850)-676-4903



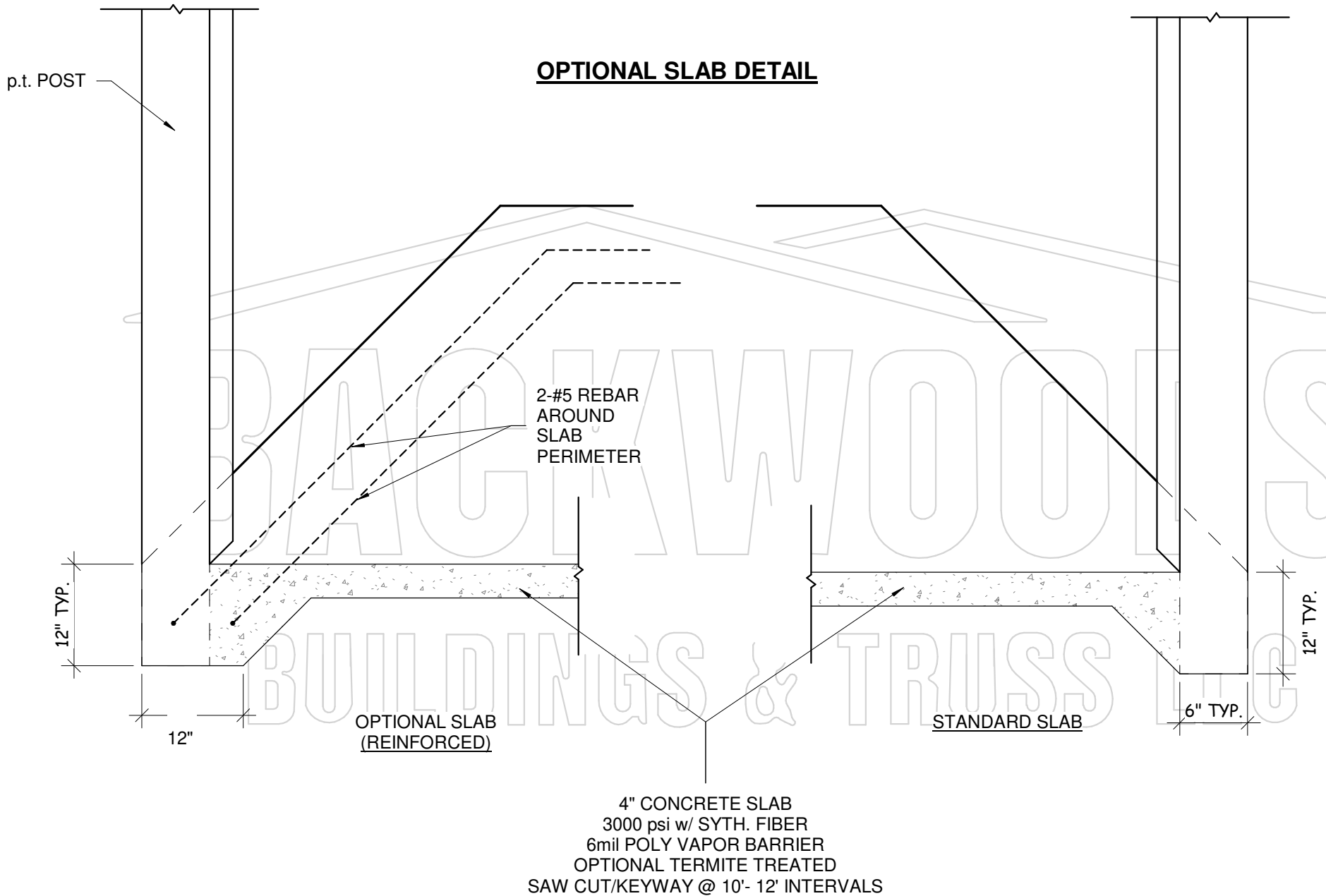
**DISCLAIMER:**  
DIY INSTRUCTIONS FOR VISUAL AID ONLY  
PLEASE CONSULT LOCAL BUILDING  
DEPARTMENT FOR CODE SPECIFICATIONS

**BACKWOODS BUILDINGS & TRUSS LLC**  
1240 S. BLVD. CHIPLEY FLORIDA, 32428  
WEBSITE: [www.backwoodsbuildings.net](http://www.backwoodsbuildings.net)  
PHONE NO : (850)-676-4903

**BACKWOODS**  
BUILDINGS & TRUSS LLC

PAGE NO.

2



**CONCRETE SLAB TO BE POURED AFTER POSTS ARE SET AND OPEN POLE BARN IS FINISHED IF POSSIBLE**

**DISCLAIMER:**  
DIY INSTRUCTIONS FOR VISUAL AID ONLY  
PLEASE CONSULT LOCAL BUILDING  
DEPARTMENT FOR CODE SPECIFICATIONS

**BACKWOODS BUILDINGS & TRUSS LLC**  
1240 S. BLVD. CHIPLEY FLORIDA, 32428  
WEBSITE: [www.backwoodsbuildings.net](http://www.backwoodsbuildings.net)  
PHONE NO : (850)-676-4903

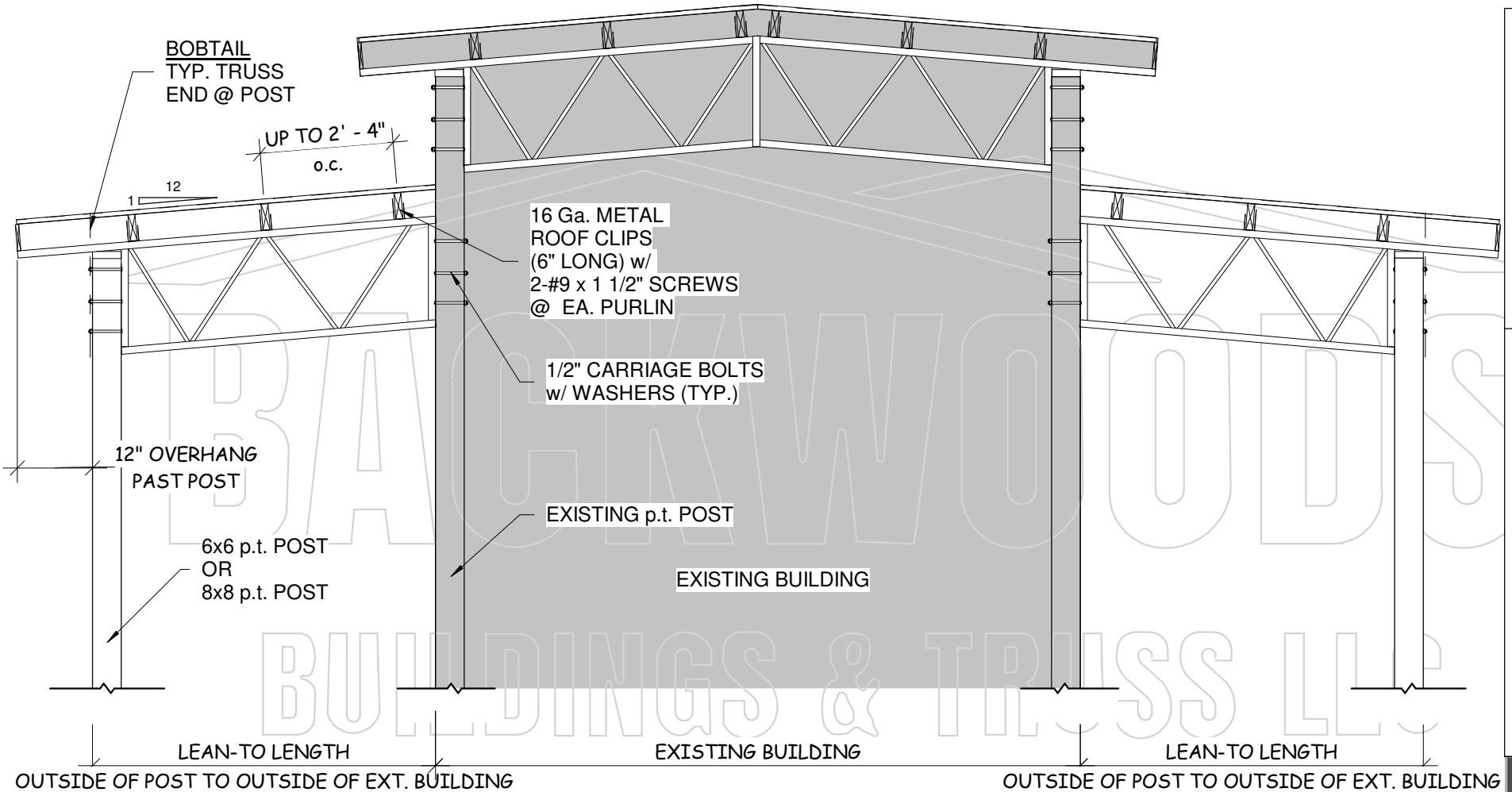
**BACKWOODS**  
BUILDINGS & TRUSS LLC

PAGE NO.

**3**

## TYP. LEAN-TO TRUSS DETAIL

**NOTE:**  
PRE-DRILL 1/2" PILOT  
HOLES FOR CARRIAGE BOLTS



**TYP. TRUSS DETAILS**

TRUSS SPAN	TYP. POST SIZE	TRUSS DEPTH	TOP CHORD	WEB	TRUSS TO POST
8-20	6x6	16"	L 1.5 x 1.5 x 1/8"	L 1 x 1 x 1/8"	3- 1/2" dia CARRIAGE BOLT w/ WASHERS
21-28	8x8	16"	L 2 x 2 x 3/16"	L 1.5 x 1.5 x 1/8"	3- 1/2" dia CARRIAGE BOLT w/ WASHERS

**DISCLAIMER:**

DIY INSTRUCTIONS FOR VISUAL AID ONLY  
PLEASE CONSULT LOCAL BUILDING  
DEPARTMENT FOR CODE SPECIFICATIONS

**BACKWOODS BUILDINGS & TRUSS LLC**

1240 S. BLVD. CHIPLEY FLORIDA, 32428  
WEBSITE: [www.backwoodsbuildings.net](http://www.backwoodsbuildings.net)  
PHONE NO : (850)-676-4903

**BACKWOODS**  
BUILDINGS & TRUSS LLC

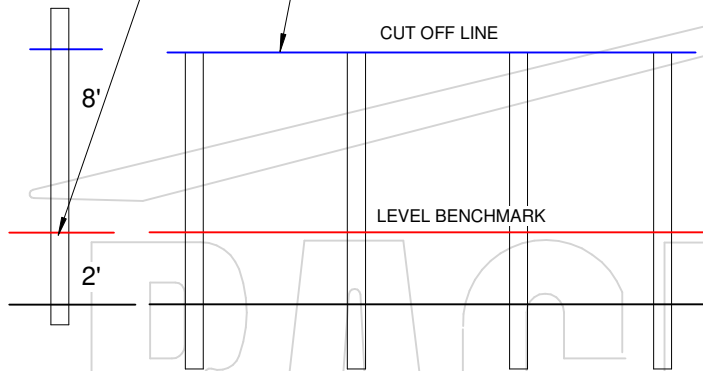
PAGE NO.

**4**

## LEVEL DETAIL

MEASURE FROM BENCHMARK TO GROUND  
DEDUCT MEASUREMENT FROM PROPOSED  
EAVE HEIGHT, REMAINDER IS MEASUREMENT UP  
TO CUT POST. USE THIS MEASUREMENT ON ALL  
POST TO ACHIEVE LEVEL POSTS.

MEASURE ALL CORNER POST FROM  
BENCHMARK TO GROUND. IF MEASUREMENT  
DIFFERS MORE THAN 12" SEE SLOPE DETAIL

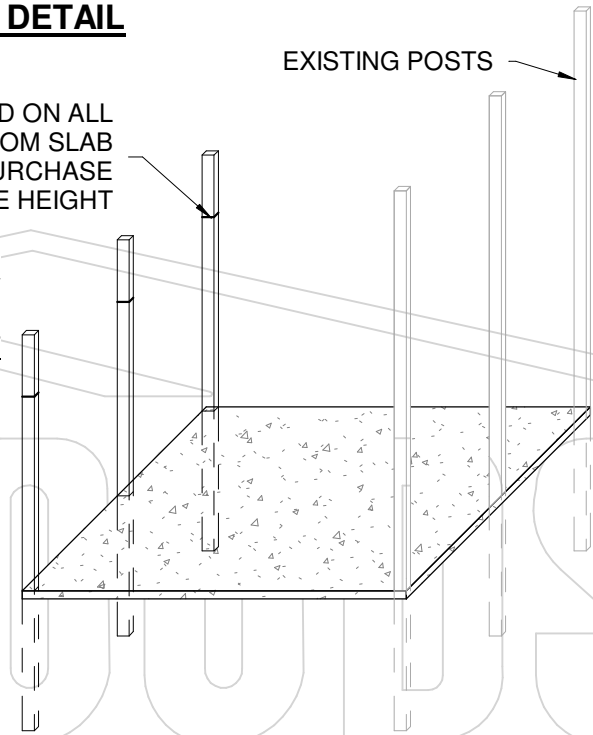


## POST DETAIL

LEVEL LINE TO BE MARKED ON ALL  
POST TO MEASURE UP FROM SLAB  
& TOP ALL POST AT PURCHASE  
EAVE HEIGHT

IF SLOPE EXISTS  
EAVE HEIGHT CAN ONLY  
BE AS TALL AS  
SHORTEST POST

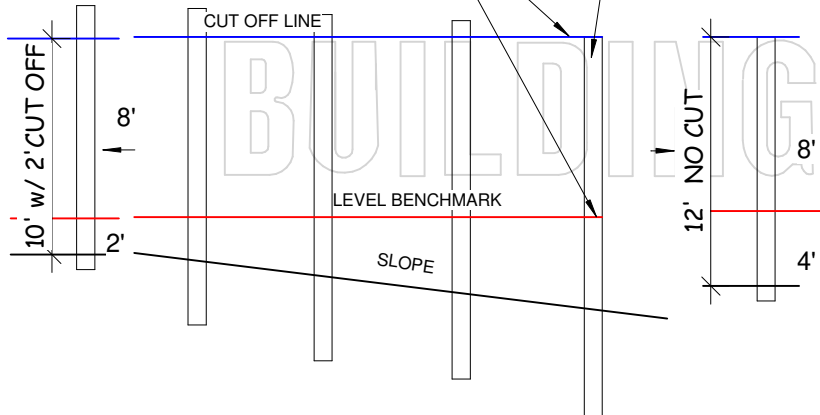
EXISTING POSTS



## SLOPE DETAIL

MEASURE FROM BENCHMARK  
TO GROUND, IF MEASUREMENT  
CHANGES MORE THAN 12"  
EAVE HEIGHT CAN ONLY BE AS  
TALL AS POST WITH SHORTEST  
MEASUREMENT FROM BENCHMARK  
TO TOP OF POST

SLOPED BARNS  
USUALLY LEAVE  
THIS POST ALONE  
AND CUT THE REST



### DISCLAIMER:

DIY INSTRUCTIONS FOR VISUAL AID ONLY  
PLEASE CONSULT LOCAL BUILDING  
DEPARTMENT FOR CODE SPECIFICATIONS

### BACKWOODS BUILDINGS & TRUSS LLC

1240 S. BLVD. CHIPLEY FLORIDA, 32428  
WEBSITE: [www.backwoodsbuildings.net](http://www.backwoodsbuildings.net)  
PHONE NO : (850)-676-4903

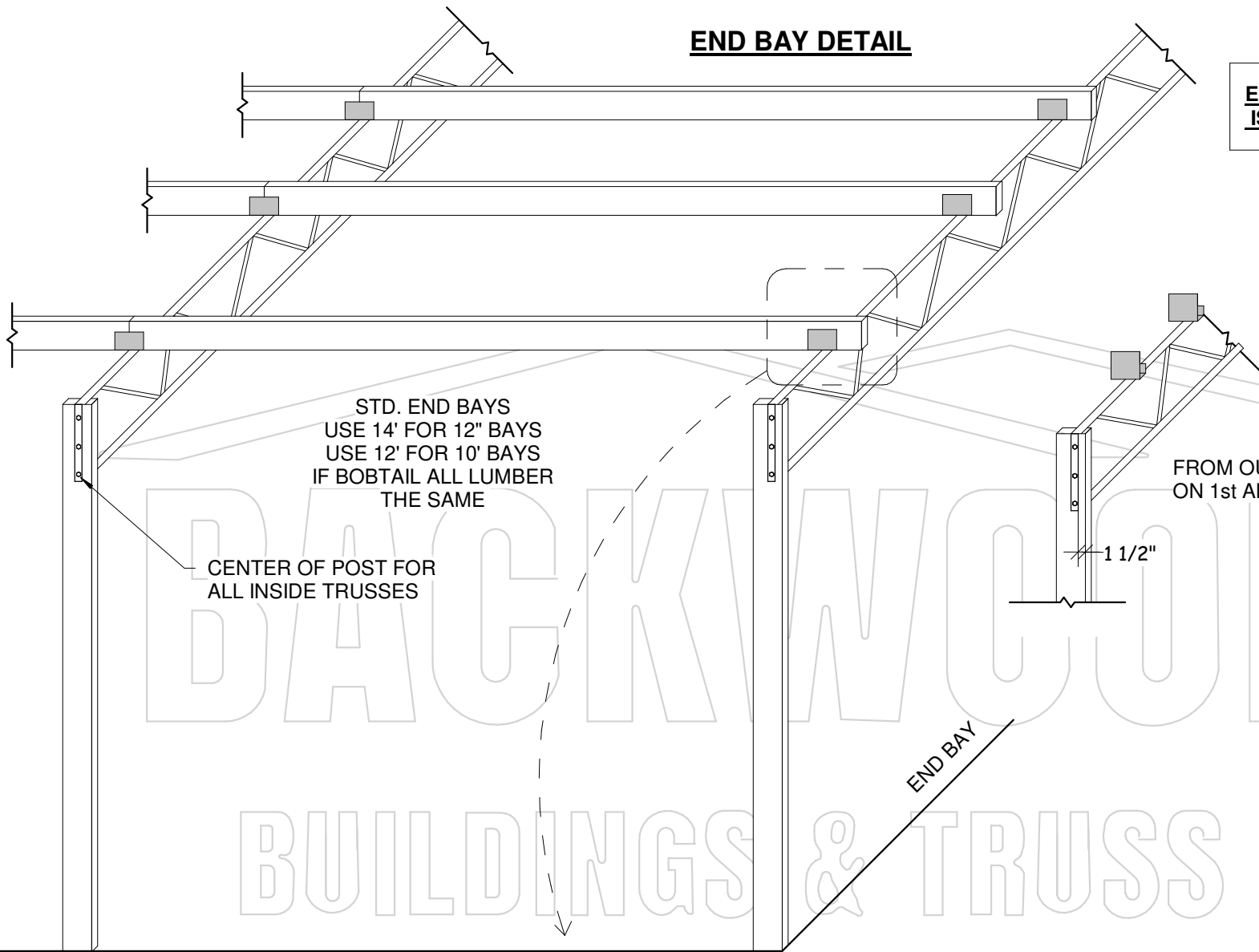
### BACKWOODS BUILDINGS & TRUSS LLC

PAGE NO.

5

## END BAY DETAIL

**ENSURE FIRST TRUSS  
IS LEVEL AND PLUMB**



STD. END BAYS  
USE 14' FOR 12' BAYS  
USE 12' FOR 10' BAYS  
IF BOBTAIL ALL LUMBER  
THE SAME

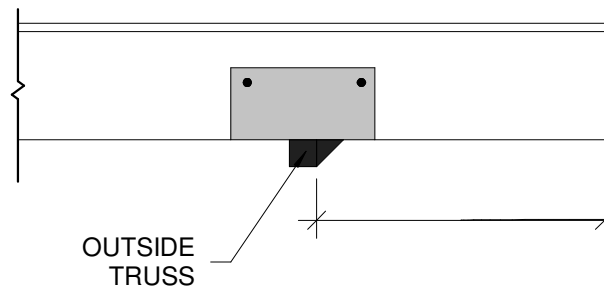
CENTER OF POST FOR  
ALL INSIDE TRUSSES

FROM OUTSIDE OF CORNER  
ON 1st AND LAST TRUSS

1 1/2"

END BAY

## END BAY LUMBER



40' CUT BACK TO  
11.5" FROM TRUSS  
TO END OF BOARD

MEASURE 17.5" FROM OUTSIDE OF TRUSS ANGLE  
& MARK BOARD TO BE CUT

### DISCLAIMER:

DIY INSTRUCTIONS FOR VISUAL AID ONLY  
PLEASE CONSULT LOCAL BUILDING  
DEPARTMENT FOR CODE SPECIFICATIONS

### BACKWOODS BUILDINGS & TRUSS LLC

1240 S. BLVD. CHIPLEY FLORIDA, 32428  
WEBSITE: [www.backwoodsbuildings.net](http://www.backwoodsbuildings.net)  
PHONE NO : (850)-676-4903

**BACKWOODS**  
BUILDINGS & TRUSS LLC

PAGE NO.

6

## BOBTAIL DETAIL

ENSURE FIRST TRUSS  
IS LEVEL AND PLUMB

BOBTAIL BAY LUMBER WILL ALL  
BE THE SAME LENGTH

CENTER OF POST FOR  
ALL INSIDE TRUSSES

PRE-CUT END BAY LUMBER  
TO OUTSIDE OF POST  
TYP. 10' OR 12'  
NO OVERHANG

1 1/2"  
FROM OUTSIDE OF CORNER  
ON 1st AND LAST TRUSS

END BAY

PRE-CUT LUMBER  
IN CUFFS @ CENTER BAYS

CENTER  
TRUSSES

POST

OUTSIDE TRUSS

### DISCLAIMER:

DIY INSTRUCTIONS FOR VISUAL AID ONLY  
PLEASE CONSULT LOCAL BUILDING  
DEPARTMENT FOR CODE SPECIFICATIONS

### BACKWOODS BUILDINGS & TRUSS LLC

1240 S. BLVD. CHIPLEY FLORIDA, 32428  
WEBSITE: [www.backwoodsbuildings.net](http://www.backwoodsbuildings.net)  
PHONE NO : (850)-676-4903

**BACKWOODS**  
BUILDINGS & TRUSS LLC

PAGE NO.

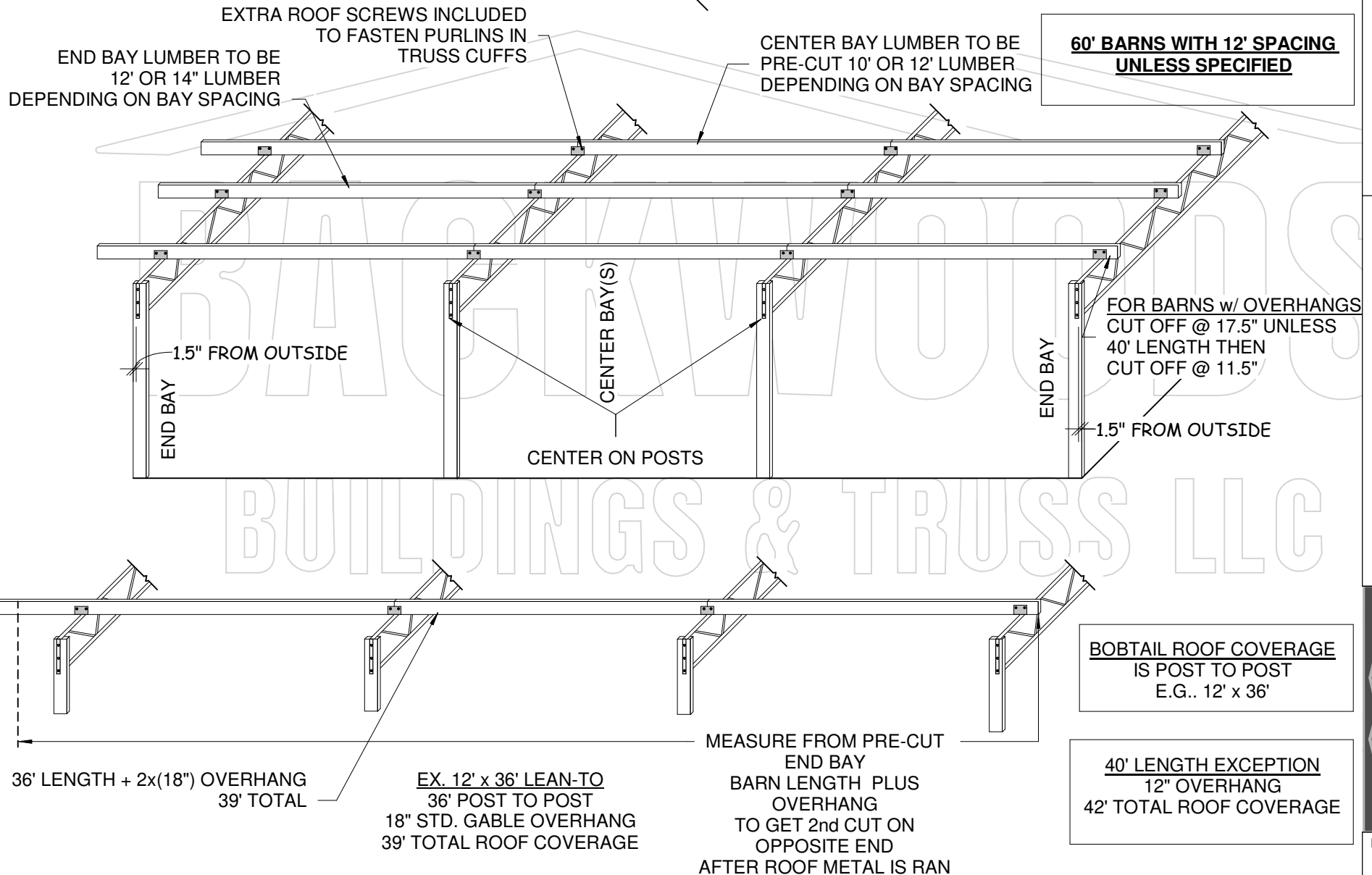
7

## BAY DETAIL

## FASCIA BOARD DETAIL

1x6x14' p.t. FASCIA BOARD INCLUDED

STD. PITCH 6'-28' 1/12



### **DISCLAIMER:**

DIY INSTRUCTIONS FOR VISUAL AID ONLY  
PLEASE CONSULT LOCAL BUILDING  
DEPARTMENT FOR CODE SPECIFICATIONS

### **BACKWOODS BUILDINGS & TRUSS LLC**

1240 S. BLVD. CHIPLEY FLORIDA, 32428  
WEBSITE: [www.backwoodsbuildings.net](http://www.backwoodsbuildings.net)  
PHONE NO : (850)-676-4903

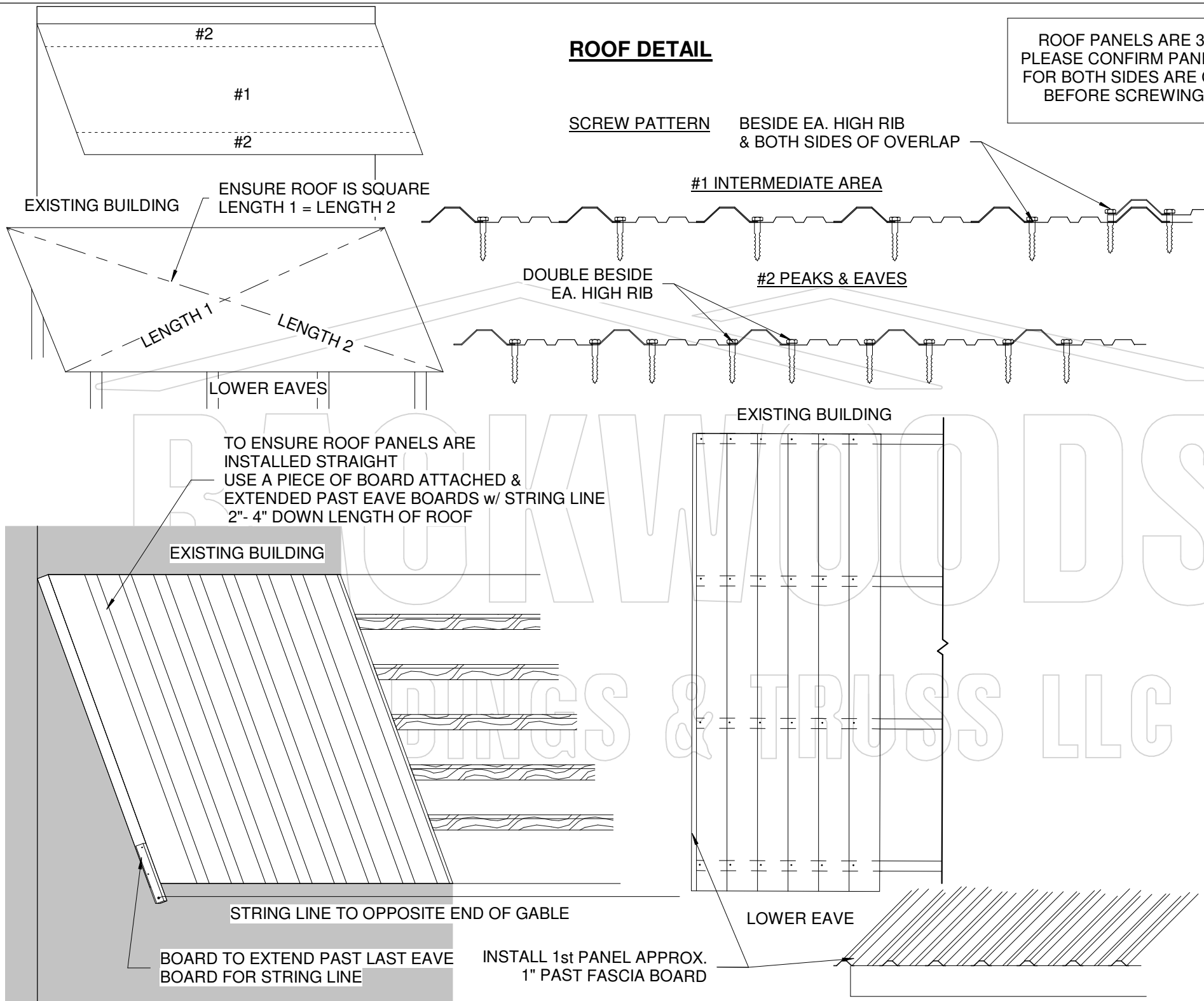
**BACKWOODS**  
BUILDINGS & TRUSS LLC

PAGE NO.

8

## ROOF DETAIL

ROOF PANELS ARE 36" WIDE  
PLEASE CONFIRM PANEL COUNT  
FOR BOTH SIDES ARE CORRECT  
BEFORE SCREWING DOWN



### DISCLAIMER:

DIY INSTRUCTIONS FOR VISUAL AID ONLY  
PLEASE CONSULT LOCAL BUILDING  
DEPARTMENT FOR CODE SPECIFICATIONS

### BACKWOODS BUILDINGS & TRUSS LLC

1240 S. BLVD. CHIPLEY FLORIDA, 32428  
WEBSITE: [www.backwoodsbuildings.net](http://www.backwoodsbuildings.net)  
PHONE NO : (850)-676-4903

**BACKWOODS**  
BUILDINGS & TRUSS LLC

PAGE NO.

9